

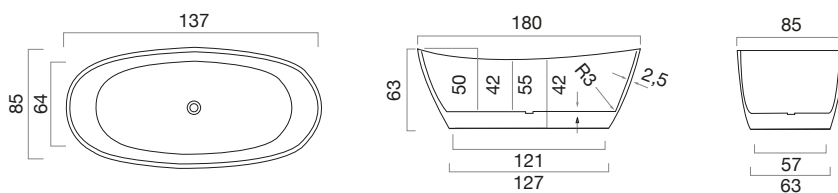


PAPUA

Surface solide


**INFORMATION TECHNIQUE**

TECHNICAL INFORMATION

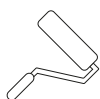


Capacité  
540 L

**COULEURS**



Blanc



Posibilité de peinture exterieur + 15%